

# ISUZU D-MAX



## KLEUREN



Highland Green metallic



Imperial Blond metallic



Alphine White




Black Sapphire mica



Sterling Silver metallic




Tornado Red mica



Zenith Blue mica

## ZETELBEKLEDING



RASCHEL



JERSEY

| KLEUREN               |                            |            |          |   |          |          |            |   |              |    |            |    |            |    |            |    |     |
|-----------------------|----------------------------|------------|----------|---|----------|----------|------------|---|--------------|----|------------|----|------------|----|------------|----|-----|
| Aandrijving           |                            | 2WD        |          |   |          |          | 4WD        |   |              |    |            |    |            |    |            |    |     |
| Cabine                |                            | Single Cab |          |   | Ext. Cab | Crew Cab | Single Cab |   | Extended Cab |    |            |    | Crew Cab   |    |            |    |     |
| Motor                 |                            | 2.5 Diesel |          |   |          |          | 3.0 Diesel |   | 2.5 Diesel   |    | 3.0 Diesel |    | 2.5 Diesel |    | 3.0 Diesel |    |     |
| Versnellingsbak       |                            | 5MT        |          |   |          |          | 5MT        |   | 5MT          |    |            | AT | 5MT        |    | 5MT        |    | 4MT |
| Uitvoering            |                            | Chass.Cab  | Standard | L | LS       | LS       | Standard   | L | Standard     | LS | LS         | LS | Standard   | LS | Standard   | LS | LS  |
| Koetswerkkleur        | Highland Green - metallic  | •          | •        | • | •        | •        | •          | • | •            | •  | •          | •  | •          | •  | •          | •  | •   |
|                       | Zenith Blue - mica         | •          | •        | • | •        | •        | •          | • | •            | •  | •          | •  | •          | •  | •          | •  | •   |
|                       | Tornado Red - mica         | •          | •        | • | •        | •        | •          | • | •            | •  | •          | •  | •          | •  | •          | •  | •   |
|                       | Sterling Silver - metallic | •          | •        | • | •        | •        | •          | • | •            | •  | •          | •  | •          | •  | •          | •  | •   |
|                       | Black Sapphire - mica      | •          | •        | • | •        | •        | •          | • | •            | •  | •          | •  | •          | •  | •          | •  | •   |
|                       | Imperial Blond - metallic  | •          | •        | • | •        | •        | •          | • | •            | •  | •          | •  | •          | •  | •          | •  | •   |
|                       | Alphine White              | S          | S        | S | S        | S        | S          | S | S            | S  | S          | S  | S          | S  | S          | S  | S   |
| Kleur binnenbekleding | Donker Grijs               | S          | S        | S | S        | S        | S          | S | S            | S  | S          | S  | S          | S  | S          | S  | S   |
| Zetelbekleding        | Basic (Jersey)             | S          | S        | S | -        | -        | S          | S | S            | -  | -          | -  | S          | -  | S          | -  | -   |
|                       | Hoogwaardig stof (Raschel) | -          | -        | - | S        | S        | -          | - | -            | S  | S          | S  | -          | S  | -          | S  | S   |

# MODEL LINE-UP



## 2WD SINGLE CAB

- 2,5 Turbodiesel met intercooler
- Manuele versnellingsbak met 5 versnellingen

STANDAARD / L / CHASSIS - CABINE



## 4WD SINGLE CAB

- 3.0 Turbodiesel met intercooler
- Manuele versnellingsbak met 5 versnellingen

STANDAARD / L



## 2WD EXTENDED CAB

- 2,5 Turbodiesel met intercooler
- Manuele versnellingsbak met 5 versnellingen

LS



## 4WD EXTENDED CAB

- 2,5 Turbodiesel met intercooler
- Manuele versnellingsbak met 5 versnellingen

STANDAARD / LS



## 4WD EXTENDED CAB

- 3.0 Turbodiesel met intercooler
- Manuele versnellingsbak met 5 versnellingen
- 4 traps automatische versnellingsbak

LS / LS AUT



## 2WD DOUBLE CAB

- 2,5 Turbodiesel met intercooler
- Manuele versnellingsbak met 5 versnellingen

LS



## 4WD DOUBLE CAB

- 2,5 Turbodiesel met intercooler
- Manuele versnellingsbak met 5 versnellingen

STANDAARD / LS



## 4WD DOUBLE CAB

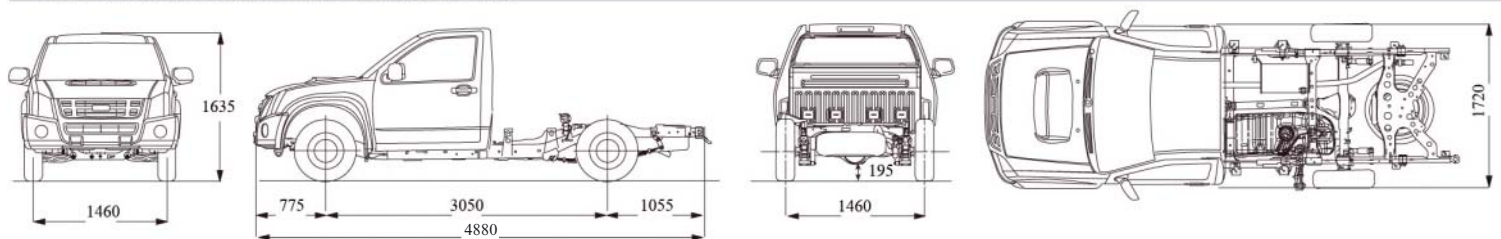
- 3.0 Turbodiesel met intercooler
- Manuele versnellingsbak met 5 versnellingen
- 4 traps automatische versnellingsbak

LS / LS AUT

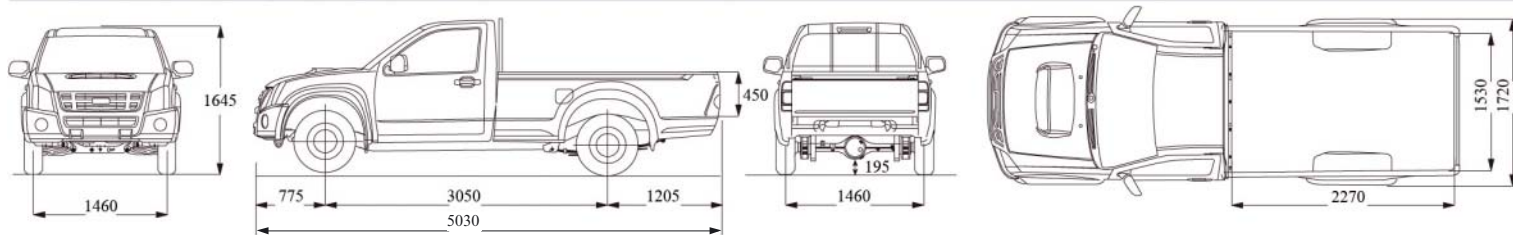
# AFMETINGEN

| MATEN EN GEWICHTEN                   |            |           |   |            |          |            |      |              |      |            |          |            |      |      |      |    |
|--------------------------------------|------------|-----------|---|------------|----------|------------|------|--------------|------|------------|----------|------------|------|------|------|----|
| Aandrijving                          | 2WD        |           |   |            |          |            | 4WD  |              |      |            |          |            |      |      |      |    |
|                                      | Single Cab |           |   | Ext. Cab   | Crew Cab | Single Cab |      | Extended Cab |      |            | Crew Cab |            |      |      |      |    |
| Motor                                | 2.5 Diesel |           |   | 2.5 Diesel |          | 3.0 Diesel |      | 2.5 Diesel   |      | 3.0 Diesel |          | 3.0 Diesel |      |      |      |    |
| Versnellingsbak                      | 5MT        |           |   | 5MT        | 5MT      | 5MT        |      | 5MT          |      | 4AT        | 5MT      |            | 4AT  |      |      |    |
| Uitvoering                           | Chass. Cab | Standaard | L | LS         | LS       | Standaard  | L    | Standaard    | LS   | LS         | LS       | Standaard  | LS   | 5MT  | 4AT  | LS |
| Totale lengte (mm)                   | 4880       | 5030      |   | 5155       | 5035     | 5030       |      | 5035         | 5155 |            |          | 4910       | 5035 | 5035 |      |    |
| Totale breedte (mm)                  | 1720       |           |   | 1800       |          | 1720       |      | 1715         | 1800 |            |          | 1730       | 1735 | 1735 |      |    |
| Totale hoogte (mm)                   | 1645       |           |   | 1730       |          | 1735       |      | 1720         |      |            | 1715     | 1730       |      | 1735 | 1735 |    |
| Wielbasis (mm)                       | 3050       |           |   |            |          |            | 3050 |              |      |            |          |            |      |      |      |    |
| Spoorbreedte voor (mm)               | 1460       |           |   | 1520       |          | 1515       |      | 1520         |      |            | 1520     | 1520       | 1520 |      |      |    |
| Spoorbreedte achter (mm)             | 1460       |           |   | 1525       |          | 1520       |      | 1525         |      |            | 1525     | 1525       | 1525 |      |      |    |
| Vooroverbouw (mm)                    | 775        |           |   |            |          |            | 775  |              |      |            |          |            |      |      |      |    |
| Achteroverbouw (mm)                  | 1205       |           |   | 1330       | 1210     | 1205       |      | 1330         |      |            | 1085     | 1210       |      |      |      |    |
| Vrije bodemhoogte (mm)               | 195        |           |   | 225        |          | 210        |      | 225          |      |            | 225      | 225        |      |      |      |    |
| Afmetingen laadruimte - lengte (mm)  | 2270       |           |   | 1795       | 1380     | 2270       |      | 1795         |      |            | 1380     |            |      |      |      |    |
| Afmetingen laadruimte - breedte (mm) | 1530       |           |   | 1460       |          | 1530       |      | 1460         |      |            |          |            |      |      |      |    |
| Afmetingen laadruimte - hoogte (mm)  | 450        |           |   | 480        |          | 450        |      | 480          |      |            |          |            |      |      |      |    |
| Aanloophoek (deg)                    | 24,8       |           |   | 34,6       |          | 33,2       |      | 33,3         | 34,6 |            |          |            |      |      |      |    |
| Maximale overrijhoek (deg)           | 17,9       |           |   | 21,0       | 21,0     | 19,3       | 19,7 | 21,0         | 20,5 | 21,0       | 19,7     | 21,0       | 20,5 | 20,2 |      |    |
| Vluchthoek (deg)                     | 22,0       |           |   | 21,3       | 23,3     | 26,2       | 26,2 | 21,3         |      |            | 26,2     | 23,3       |      |      |      |    |
| Draaistraal (m)                      | 5,9        |           |   |            |          |            | 6,2  |              |      |            |          |            |      |      |      |    |

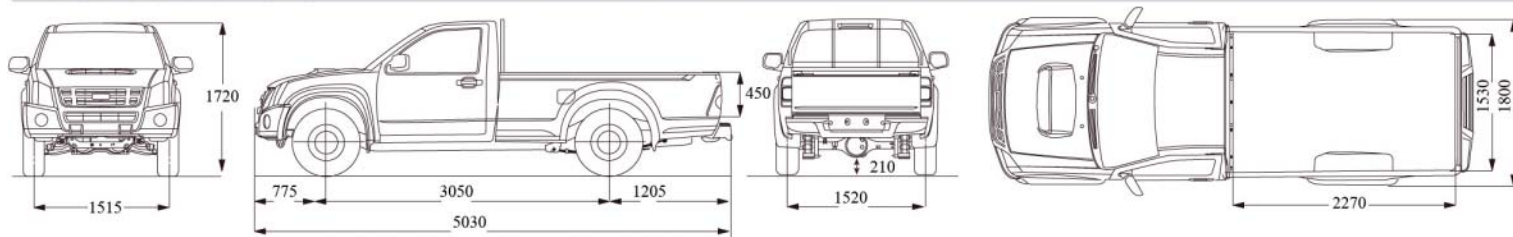
## 2WD REGULAR CAB-CHASSIS STANDARD 2.5L



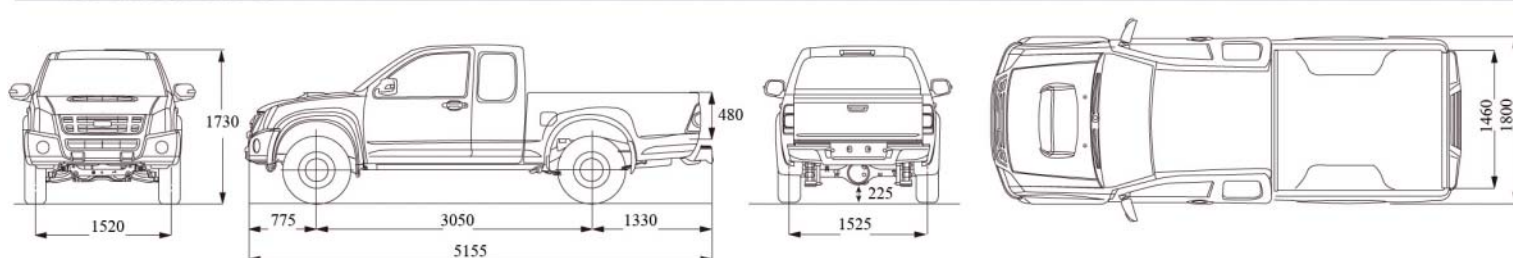
## 2WD REGULAR STANDARD 2.5L



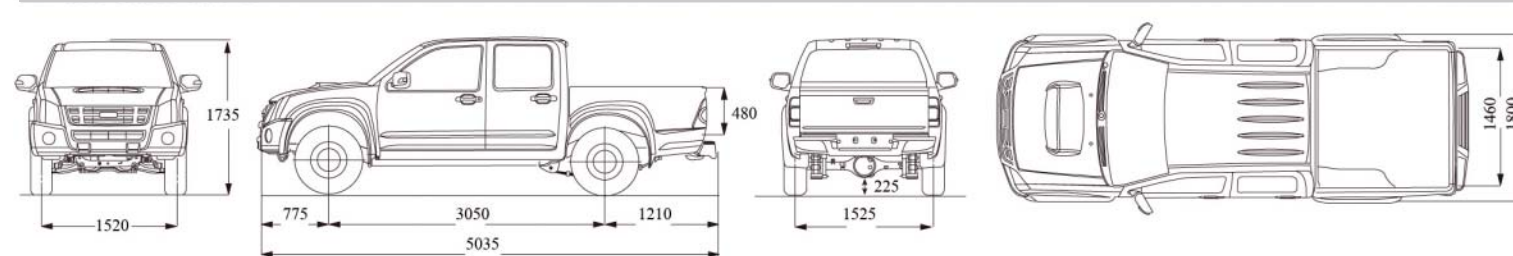
## 4WD REGULAR STANDARD



## 2WD/ 4WD EXTEND CAB LS



## 2WD/ 4WD CREW CAB LS







# SPECIFICATIES

| MOTOREN                         |   |  |  |  |  |  |  |  |  |  |  |  |  |
|---------------------------------|---|--|--|--|--|--|--|--|--|--|--|--|--|
| Type                            | 2.5-liter turbodiesel met intercooler               |  |  |  |  |  | 3.0-liter turbodiesel met intercooler                        |  |  |  |  |  |  |
|                                 | 4-cylinder, in lijn, commonrail, VGS-turbo          |  |  |  |  |  | 4-cylinder, in lijn directe insputing, commonrail, VGS-turbo |  |  |  |  |  |  |
| Code                            | 4JK1-TC   |  |  |  |  |  | 4JJ1-TC  |  |  |  |  |  |  |
| Cylindersinhoud (cm³)           | 2499  |  |  |  |  |  | 2999   |  |  |  |  |  |  |
| Boring & slag (mm)              | 95,4 x 87,4   |  |  |  |  |  | 95,4 x 104,9   |  |  |  |  |  |  |
| Compressieverhouding            | 18,3 : 1  |  |  |  |  |  | 17,5 : 1   |  |  |  |  |  |  |
| Maximum vermogen [kW (PS)/rpm]* | 100 (136) / 3600                                    |  |  |  |  |  | 120 (163) / 3600   |  |  |  |  |  |  |
| Maximum koppel [Nm (kgm)/rpm]*  | 280 / 1800-3400                                     |  |  |  |  |  | MT: 360 /1800-2800, AT: 330/1600-3200                        |  |  |  |  |  |  |
| Brandstofvoedingssysteem        | Elektronisch gestuurde commonrail directe insputing |  |  |  |  |  | Elektronisch gestuurde commonrail directe insputing          |  |  |  |  |  |  |

| TRANSMISSIE             |                 |           |   |            |          |       |                 |              |           |            |                 |            |                 |            |                 |    |
|-------------------------|-----------------|-----------|---|------------|----------|-------|-----------------|--------------|-----------|------------|-----------------|------------|-----------------|------------|-----------------|----|
| Aandrijving             | 2WD             |           |   |            |          |       | 4WD             |              |           |            |                 |            |                 |            |                 |    |
| Cabine                  | Single Cab      |           |   | Ext. Cab   | Crew Cab |       | Single Cab      | Extended Cab |           |            |                 | Crew Cab   |                 |            |                 |    |
| Motor                   | 2.5 Diesel      |           |   | 2.5 Diesel |          |       | 3.0 Diesel      | 2.5 Diesel   |           | 3.0 Diesel |                 | 2.5 Diesel |                 | 3.0 Diesel |                 |    |
| Versnellingsbak         | 5MT             |           |   | 5MT        | 5MT      |       | 5MT             | 5MT          |           | 5MT        | 4AT             |            | 5MT             |            | 4AT             |    |
| Uitvoering              | Chass. Cab      | Standaard | L | LS         | LS       |       | Standaard       | L            | Standaard | LS         | LS              | LS         | Standaard       | LS         | LS              | LS |
| Type                    | 5-traps manueel |           |   |            |          |       | 5-traps manueel |              |           |            | 4-traps manueel |            | 5-traps manueel |            | 4-traps manueel |    |
| Code                    | MUA-5H          |           |   |            |          |       | MUX-5S          | MUA-5H       |           | MUX-5S     | AW30-40LE       |            | MUA-5H          | MUX-5S     | AW30-40LE       |    |
| Overbrengingsverhouding | 1ste            | 4,008     |   |            |          |       | 4,326           | 4,008        |           | 4,326      | 2,804           |            | 4,008           | 4,326      | 2785            |    |
|                         | 2de             | 2,301     |   |            |          |       | 2,557           | 2,301        |           | 2,557      | 1,532           |            | 2,301           | 2,557      | 1,545           |    |
|                         | 3de             | 1,427     |   |            |          |       | 1,490           | 1,427        |           | 1,490      | 1,000           |            | 1,427           | 1,490      | 1,000           |    |
|                         | 4de             | 1,000     |   |            |          |       | 1,000           | 1,000        |           | 1,000      | 0,705           |            | 1,000           | 1,000      | 0,694           |    |
|                         | 5de             | 0,745     |   |            |          |       | 0,790           | 0,745        |           | 0,790      | -               |            | 0,745           | 0,790      | -               |    |
|                         | Achteruit       | 3,651     |   |            |          |       | 3,942           | 3,651        |           | 3,942      | 2,394           |            | 3,651           | 3,942      | 2,272           |    |
| Eindverhouding          | 3,727           |           |   | 4,100      |          | 3,583 | 3,909           | 4,100        | 3,727     | 4,100      | 4100            | 3727       |                 | 4100       |                 |    |

| AANDRIJVING     |                              |           |   |            |          |  |  |              |           |            |     |            |           |            |     |    |
|-----------------|------------------------------|-----------|---|------------|----------|--|--|--------------|-----------|------------|-----|------------|-----------|------------|-----|----|
| Aandrijving     | 2WD                          |           |   |            |          |  | 4WD  |              |           |            |     |            |           |            |     |    |
| Cabine          | Single Cab                   |           |   | Ext. Cab   | Crew Cab |  | Single Cab                                   | Extended Cab |           |            |     | Crew Cab   |           |            |     |    |
| Motor           | 2.5 Diesel                   |           |   | 2.5 Diesel |          |  | 3.0 Diesel                                   | 2.5 Diesel   |           | 3.0 Diesel |     | 2.5 Diesel |           | 3.0 Diesel |     |    |
| Versnellingsbak | 5MT                          |           |   | 5MT        | 5MT      |  | 5MT  | 5MT          |           | 5MT        | 4AT |            | 5MT       |            | 4AT |    |
| Uitvoering      | Chass. Cab                   | Standaard | L | LS         | LS       |  | Standaard                                    | L            | Standaard | LS         | LS  | LS         | Standaard | LS         | LS  | LS |
| Type            | 2WD (Achterwiel aandrijving) |           |   |            |          |  | Achterwiel aandrijving met 4X4 inschakelbaar |              |           |            |     |            |           |            |     |    |
|                 |                              |           |   |            |          |  | Directe schakeling (Shift-on-the-fly)        |              |           |            |     |            |           |            |     |    |

| OPHANGING EN REMMEN |            |   |   |            |  |  |            |              |           |            |     |            |           |            |     |    |
|---------------------|------------|---|---|------------|--|--|------------|--------------|-----------|------------|-----|------------|-----------|------------|-----|----|
| Aandrijving         | 2WD        |   |   |            |  |  | 4WD        |              |           |            |     |            |           |            |     |    |
| Cabine              | Single Cab |   |   | Ext. Cab   | Crew Cab   |  | Single Cab | Extended Cab |           |            |     | Crew Cab   |           |            |     |    |
| Motor               | 2.5 Diesel |   |   | 2.5 Diesel |  |  | 3.0 Diesel | 2.5 Diesel   |           | 3.0 Diesel |     | 2.5 Diesel |           | 3.0 Diesel |     |    |
| Versnellingsbak     | 5MT        |   |   | 5MT        | 5MT  |  | 5MT        | 5MT          |           | 5MT        | 4AT |            | 5MT       |            | 4AT |    |
| Uitvoering          | Chass. Cab | Standaard   | L | LS         | LS   |  | Standaard  | L            | Standaard | LS         | LS  | LS         | Standaard | LS         | LS  | LS |
| Ophanging           | Vooraan    | Onafhankelijke dubbele driehoeksarmen met springveren |   |            | Onafhankelijke dubbele driehoeksarmen (Wishbone) met torsiestang veren |  |            |              |           |            |     |            |           |            |     |    |
|                     | Achteraan  | Starre achteras met bladveren                         |   |            |  |  |            |              |           |            |     |            |           |            |     |    |
| Remmen              | Vooraan    | Geventileerde remschijven met 2 remklauwen            |   |            |  |  |            |              |           |            |     |            |           |            |     |    |
|                     | Achteraan  | Trommelremmen   |   |            |  |  |            |              |           |            |     |            |           |            |     |    |

| BANDEN EN VELGEN |                |           |   |                       |          |  |                |              |                       |            |     |                |           |                       |     |    |
|------------------|----------------|-----------|---|-----------------------|----------|--|----------------|--------------|-----------------------|------------|-----|----------------|-----------|-----------------------|-----|----|
| Aandrijving      | 2WD            |           |   |                       |          |  | 4WD            |              |                       |            |     |                |           |                       |     |    |
| Cabine           | Single Cab     |           |   | Ext. Cab              | Crew Cab |  | Single Cab     | Extended Cab |                       |            |     | Crew Cab       |           |                       |     |    |
| Motor            | 2.5 Diesel     |           |   | 2.5 Diesel            |          |  | 3.0 Diesel     | 2.5 Diesel   |                       | 3.0 Diesel |     | 2.5 Diesel     |           | 3.0 Diesel            |     |    |
| Versnellingsbak  | 5MT            |           |   | 5MT                   | 5MT      |  | 5MT            | 5MT          |                       | 5MT        | 4AT |                | 5MT       |                       | 4AT |    |
| Uitvoering       | Chass. Cab     | Standaard | L | LS                    | LS       |  | Standaard      | L            | Standaard             | LS         | LS  | LS             | Standaard | LS                    | LS  | LS |
| Banden           | 215/70S15C     |           |   | 245/70R16             |          |  | 225/75R15C     |              | 245/70R16             |            |     | 225/75R15C     |           | 245/70R16             |     |    |
| Velgen           | 15 x 6.5 staal |           |   | 16 x 7.0 alu legering |          |  | 15 x 6.5 staal |              | 16 x 7.0 alu legering |            |     | 15 x 6.5 staal |           | 16 x 7.0 alu legering |     |    |

| MATEN EN GEWICHTEN               |            |           |      |            |          |      |            |              |           |            |      |            |           |            |      |    |
|----------------------------------|------------|-----------|------|------------|----------|------|------------|--------------|-----------|------------|------|------------|-----------|------------|------|----|
| Aandrijving                      | 2WD        |           |      |            |          |      | 4WD        |              |           |            |      |            |           |            |      |    |
| Cabine                           | Single Cab |           |      | Ext. Cab   | Crew Cab |      | Single Cab | Extended Cab |           |            |      | Crew Cab   |           |            |      |    |
| Motor                            | 2.5 Diesel |           |      | 2.5 Diesel |          |      | 3.0 Diesel | 2.5 Diesel   |           | 3.0 Diesel |      | 2.5 Diesel |           | 3.0 Diesel |      |    |
| Versnellingsbak                  | 5MT        |           |      | 5MT        | 5MT      |      | 5MT        | 5MT          |           | 5MT        | 4AT  |            | 5MT       |            | 4AT  |    |
| Uitvoering                       | Chass. Cab | Standaard | L    | LS         | LS       |      | Standaard  | L            | Standaard | LS         | LS   | LS         | Standaard | LS         | LS   | LS |
| Maximale massa (kg)              | Vooraan    | 1200      |      |            |          |      | 1300       |              |           |            |      |            |           |            |      |    |
|                                  | Achteraan  | 1870      |      |            |          |      | 1870       |              |           |            |      |            |           |            |      |    |
| Hoogst toegelaten massa (kg)     | 2850       |           |      |            |          |      | 2950       |              |           |            |      |            |           |            |      |    |
| Maximale massa aanhangwagen (kg) | Zonder rem | 750       |      |            |          |      | 750        |              |           |            |      |            |           |            |      |    |
|                                  | Geremd     | 2500      |      |            |          |      | 3000       |              |           |            |      |            |           |            |      |    |
| Maximale massa combinatie        | Zonder rem | 3600      |      |            |          |      | 3700       |              |           |            |      |            |           |            |      |    |
|                                  | Geremd     | 5350      |      |            |          |      | 5950       |              |           |            |      |            |           |            |      |    |
| Leeggewicht (kg)                 | 1450       | 1610      | 1630 | 1710       | 1775     | 1830 | 1850       | 1790         | 1830      | 1840       | 1845 | 1865       | 1895      | 1945       | 1950 |    |
| Aantal zitplaatsen*              | 2          |           | 4    |            |          | 5    |            | 2            |           | 4          |      |            | 5         |            |      |    |
| Capaciteit brandstoftank (l)     | 76         |           |      |            |          |      | 76         |              |           |            |      |            |           |            |      |    |

ISUZU BENELUX NV behoudt zich het recht om zonder voorafgaande kennisgeving specificaties en uitrusting te veranderen. Details in verband met vermelde of getoonde specificaties en uitrusting zijn onderhevig aan veranderingen om tegemoet te komen aan plaatselijke voorwaarden en van toepassing zijnde eisen van overheidswege. Gelieve u te richten tot uw plaatselijke Isuzu-dealer voor volledige details in verband met dergelijke eventuele veranderingen.

Opgelet : De eigenlijke koetswerkkleur kan lichtjes afwijken van de kleuren op de foto's in deze brochure. Sommige accessoires en uitrusting, zoals ze in deze brochure te zien zijn, werden enkel voor fotografische doeleinden gebruikt.

# ISUZU

Isuzu Benelux NV  
België  
Pierstraat 233  
2550 Kontich  
www.isuzu.be

Isuzu Benelux NV  
Nederland  
Wageninselaan 10  
3903 LA Veenendaal  
www.isuzu.nl